



Configs and Games

- amigaos
- Replay UAE
- Replay UAE 500
- Up Rough UAE

Create a new config  
file here. Name it  
whatever.

Replay UAE 500



Save it.

Amiga Model

 NTSC

Accuracy:

Medium



Settings



A500

1.3 ROM, 512 KB "Slow" RAM

Floppy Drives

Multi-Select...



Joystick &amp; Mouse Port



Amiga Joystick

Default (OS X Keyboard)

Amiga Mouse

Default (Mouse: OS X Mouse)

Platform Settings



Start

 V-Sync

Replay UAE 500



Configs and Games

Amiga Model

 NTSC

Accuracy:

Medium



Settings



- amigaos4
- Replay UAE
- Replay UAE 500**
- Up Rough UAE

**Select A500.**

A500

1.3 ROM, 512 KB "Slow" RAM

Floppy Drives

Multi-Select...



Joystick &amp; Mouse Port



Amiga Joystick

Default (OS X Keyboard)

Amiga Mouse

Default (Mouse: OS X Mouse)

Platform Settings

Replay UAE 500



Start

 V-Sync

Replay UAE 500



Configs and Games

- amigaos4
- Replay UAE
- Replay UAE 500
- Up Rough UAE

Replay UAE 500

Floppy Drives

Drive Count: 1

Multi-Select...

Settings

- [Up] [Input Field] [File Icon]
- [Up] [Input Field] [File Icon]
- [Up] [Input Field] [File Icon]
- [Up] [Input Field] [File Icon]

- Max Scaling (\*)
- Correct Aspect (\*)
- Hide Bezel (\*)
- Pixel Doubling (\*)
- 692x540 (\*)


Disable drive count if it's enabled.

Disk [Lightbulb] [-] [+]

Platform Settings

[Window Icon] Start

[Checked] V-Sync [Pause Icon]





Configs and Games

- amigaos4
- Replay UAE
- Replay UAE 500
- Up Rough UAE

Select amiga500.hdf here.  
Click the document, not  
the folder.

Hard Drives

▲	amiga500.hdf (/Volumes/REPLAY/Amiga/HDF)	📁	📄
▲		📁	📄
▲		📁	📄
▲		📁	📄

WHDLoad Arguments

Settings

- Max Scaling (\*)
- Correct Aspect (\*)
- Hide Bezel (\*)
- Pixel Doubling (\*)
- 692x540 (\*)

Platform Settings

Replay UAE 500




Start

V-Sync



Replay UAE 500





Configs and Games

- amigaos4
- Replay UAE
- Replay UAE 500
- Up Rough UAE

Replay UAE 500



## ROM &amp; RAM

Kickstart ROM: Custom KICK13ide.ROM



Extended ROM: Default



Chip RAM: 512 KB

Slow RAM: 512 KB

Fast RAM: 8 MB

 Motherboard RAM: 0 MB Zorro III Fast Memory: 0 MB Accelerator RAM: 0 MB Graphics Card RAM: 0 MB

## Settings



Max Scaling (\*)

Correct Aspect (\*)

Hide Bezel (\*)

Pixel Doubling (\*)

692x540 (\*)

Platform Settings

 V-Sync

Start

Set the ram like this.  
512/512/8mb.

Select KICK13ide.ROM here.

Replay UAE 500



Configs and Games

- amigaos4
- Replay UAE
- Replay UAE 500**
- Up Rough UAE

Replay UAE 500



### Amiga Model

NTSC

Accuracy: Medium



### Settings



A500

1.3 ROM, 512 KB "Slow" RAM

### Floppy Drives

Multi-Select...



### Joystick & Mouse Port



Amiga Joystick

Default (OS X Keyboard)

Amiga Mouse

Default (Mouse: OS X Mouse)

Platform Settings



Start


V-Sync



Go back here.

And save your config again.

Replay UAE 500





Configs and Games

- amigaos4
- Replay UAE
- Replay UAE 500
- Up Rough UAE

Replay UAE 500

Amiga Model

NTSC

Accuracy: Medium



Settings



A500

1.3 ROM, 512 KB "Slow" RAM

Floppy Drives

Multi-Select...



Joystick & Mouse Port



Amiga Joystick

Default (OS X Keyboard)

Amiga Mouse

Default (Mouse: OS X Mouse)

Platform Settings

V-Sync




Start



Start UAE.

Replay UAE 500



Workbench Screen



RAM DISK



Work



APX\_223



System

**Click Right Mouse Button here  
to start trackers, and read docs!**

AnigaDOS



Work:Trackers> █

**Enjoy the true voice of Paula!**

